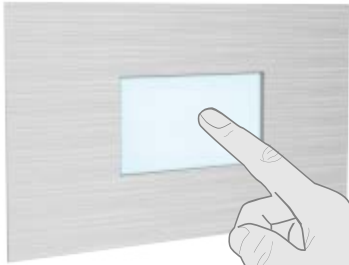


POWER, HEATER/STEAMER: ON / OFF



Push the screen to ON power.



Push to ON heater



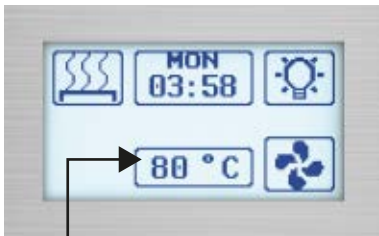
Push to OFF heater

SAUNA ROOM LIGHT: ON / OFF




Push to ON/OFF light.


SET SAUNA ROOM TEMPERATURE



Push temperature icon.



Use arrows to increase/decrease room set temperature.



Push OK to confirm and return.

SET SAUNA SESSION TIME



Push time display.




Push arrows up and down to adjust duration.




Confirm changes by pressing OK button.


SET SAUNA ROOM HUMIDITY (AVAILABLE WITH COMBI STEAMER ONLY)



First activate steamer by pressing steamer icon. Steamer is activated once the icon appears animated. Then press temperature icon.



Push OK button to move to the next screen.



Push arrows up and down to adjust the desired relative humidity. Confirm changes by pressing OK button.