



HEATERKING ROUND

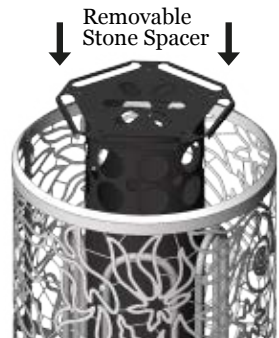
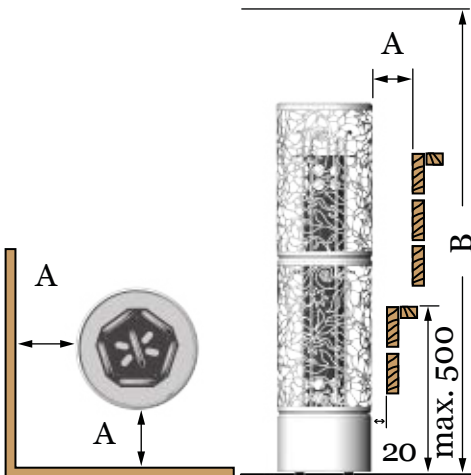
Heaterking-Round


Massive heater with signature “Junglefire” pattern.



Minimum Safety Distances (mm)

	A	B		A	B
DRFT2-30NS	150	1900	DRFT6-120NS/ DRFT6-120Ni	200	2100
DRFT3-35NS	100	1900	DRFT9-105NS/ DRFT9-105Ni	150	2100
DRFT3-45NS	100	1900	DRFT9-120NS/ DRFT9-120Ni	150	2100
DRFT3-60NS	150	1900	DRFT9-150NS/ DRFT9-150Ni	200	2100
DRFT4-60NS	100	1900	DRFT9-180NS	200	2100
DRFT4-80NS	200	1900			
DRFT5-90NS	200	1900	DRFT12-150NS/ DRFT12-150Ni	200	2300
DRFT6-80NS/ DRFT6-80Ni	100	1900	DRFT12-180NS/ DRFT12-180Ni	200	2300
DRFT6-90NS/ DRFT6-90Ni	100	1900	DRFT12-210NS/ DRFT12-210Ni	200	2300
DRFT6-105NS/ DRFT6-105Ni	150	1900	DRFT12-240NS/ DRFT12-240Ni	200	2300





Technical Data

HEATER MODEL	kW	SAUNA ROOM		SIZE OF HEATER			STONES		CONTROL
		MIN	MAX	WIDTH	DEPTH	HEIGHT	WITH SPACER (kg)	NO SPACER	
DRFT2-30NS	3.0	2	4	250	250	1325	60	70	separate
DRFT3-35NS	3.5	3	6	250	250	1325	60	70	separate
DRFT3-45NS	4.5	3	6	250	250	1325	60	70	separate
DRFT3-60NS	6.0	5	8	250	250	1325	60	70	separate
DRFT4-60NS	6.0	5	9	295	295	1325	90	105	separate
DRFT5-80NS	8.0	7	13	295	295	1325	90	105	separate
DRFT5-90NS	9.0	8	14	295	295	1325	90	105	separate
DRFT6-80NS/ DRFT6-80Ni	8.0	7	14	355	355	1325	100	160	separate
DRFT6-90NS/ DRFT6-90Ni	9.0	8	15	355	355	1325	100	160	separate
DRFT6-105NS/ DRFT6-105Ni	10.5	9	16	355	355	1325	100	160	separate
DRFT6-120NS/ DRFT6-120Ni	12.0	11	18	355	355	1325	100	160	separate
DRFT9-105NS/ DRFT9-105Ni	10.5	10	16	425	425	1325	165	230	separate
DRFT9-120NS/ DRFT9-120Ni	12.0	11	20	425	425	1325	165	230	separate
DRFT9-150NS/ DRFT9-150Ni	15.0	14	25	425	425	1325	165	230	separate
DRFT9-180NS	18.0	18	28	425	425	1325	165	230	separate
DRFT12-150NS/ DRFT12-150Ni	15.0	15	26	525	525	1325	220	360	separate
DRFT12-180NS/ DRFT12-180Ni	18.0	18	30	525	525	1325	220	360	separate
DRFT12-210NS/ DRFT12-210Ni	21.0	22	35	525	525	1325	220	360	separate
DRFT12-240NS/ DRFT12-240Ni	24.0	24	40	525	525	1325	220	360	separate



Heaterking

Wrapping up a pile of stones as the actual heater for your sauna delivers such a great steam experience! Of course you need a grid of some sort to keep the stones in place, and I didn't want this grid to look dead boring. So I applied my "Jungelfire" pattern as the stainless steel grid to keep the stones in place. A strong and visual steam provider. The Heaterking...



A handwritten signature in black ink, appearing to read 'Stefan Lindfors'.

Stefan Lindfors

Interior Architect, Designer, Sculptor

